



Creating value through discovery in the **Yukon**

Corporate Presentation

March 2026

Disclaimer

Cautionary Note Regarding Forward-Looking Information

This presentation contains statements that, to the extent that they are not historical fact, may constitute “forward-looking information” within the meaning of applicable securities legislation. Any statements that express or involve discussions with respect to predictions, expectations, beliefs, plans, projections, objectives, assumptions or future events or performance (often, but not always using words or phrases such as “may”, “would”, “could”, “will”, “likely”, “expect”, “anticipate”, “believe”, “intend”, “plan”, “forecast”, “project”, “estimate”, “propose”, “outlook”, and or the negative of those words or other similar or comparable words, or stating that certain actions, events or results may, could, would, might or will occur or be taken or achieved) are not statements of historical fact and may be forward-looking information. Forward-looking information in this presentation includes, but is not limited to, information concerning the plans and objectives of management for future exploration and operations on the Company’s projects; timing, type and amount of future exploration activities; results of future exploration and operations, including any drilling and sampling results; advancement of the Company’s projects; declaration of a mineral resource estimate in the future; potential expansion of mineralization; work plans and exploration programs to be conducted; and any other information contained herein that is not a statement of historical fact. Forward-looking information is based on management’s reasonable estimates, expectations, analyses and opinions at the date the information is provided and is based on a number of assumptions and subject to a variety of risks and uncertainties and other factors that could cause actual events or results to differ materially from those projected in the forward-looking information. Assumptions upon which such forward-looking information are based include, without limitation, that all required shareholder, regulatory and third-party consents will be obtained; no significant event occurring outside the ordinary course of business; the legislative and regulatory environment; international conflict; impact of increasing competition; current technological trends; price of minerals, including gold; costs of exploration and development; anticipated results of exploration and development; the effects of past and future pandemics; the ability to operate in a safe and effective manner; and the ability to obtain financing on reasonable terms. Readers are cautioned that the foregoing list is not exhaustive. The Company’s actual results, programs and financial position could differ materially from those anticipated in such forward-looking information as a result of numerous factors, risks and uncertainties, many of which are beyond the Company’s control. These include, but are not limited to, delays in obtaining any required shareholder, governmental and regulatory approvals; legislative changes that impact mining operations in which the Company conducts business; results of exploration activities and development of mineral properties; interpretation of drilling results and other geological data; uncertainties of mineral resource estimations; receipt and security of mineral property titles; changes in project parameters; possible variations of mineral grade or recovery rates; failure of equipment or processes to operate as anticipated; accidents; labour disputes; the inability to obtain key personnel and parts related to operations; receipt of licenses to conduct mining activities; liabilities and risks, including environmental liabilities and risks inherent in the development of the Company’s projects; cost overruns or unanticipated costs and expenses; the availability of funds; fluctuations in metal prices; currency fluctuations; macro-economic market trends, increases in inflation, general market and industry conditions; competition; and war. There is no assurance that forward-looking information will prove to be accurate, as actual results and future events could differ materially from those anticipated in such information. Accordingly, readers should not place undue reliance on this information. The Company does not undertake to update any forward-looking information, except as, and to the extent required by, applicable securities laws.

WHY YUKON METALS?



DISTRICT-SCALE OPPORTUNITY

- 43,000 hectares
 - Gold
 - Copper
 - Silver
 - Tungsten
 - Industrial



CATALYST RICH 2026

- Two Major Drill Programs
 - AZ
 - Birch
- Multiple geophysics target generation projects
- 3-5 prospecting projects



WELL-FUNDED

- ~\$7.5M cash
- Dedicated investor base
- Significant insider ownership



STRONG TECHNICAL TEAM

- Local exploration expertise
- Established logistics network
- Deep geological Knowledge

Leadership Team

BOARD



Patrick Burke
Chairman



Dr. Darryl Clark
Independent Director



Daniel Vickerman
Independent Director

MANAGEMENT



Jim Coates
CEO & Director



Natasha Tsai
CFO



Helena Kuikka
VP, Exploration



Yukon Specialists

Experience

- Over 60 years combined Yukon exploration experience

Community

- Management live in the Yukon
- Positive local impact

First Nations

- Proactive engagement
- Commercial opportunities

Building Capacity

- Supporting locally-owned businesses
- Building technical skills and experience



Property Portfolio

HIGHLIGHTS

- **Berdahl Prospecting Portfolio**
- **43,000+ hectares**
- **Southern Yukon**
- **Diversified Commodities**
 - Copper-Gold
 - Silver-Gold
 - Tungsten
 - Lead-Zinc Polymetallic



PROPERTY DETAILS:

AZ

METALS

Cu – Au

OVERVIEW

Porphyry Indicators

- Strong IP geophysics target
- Potassic mineralization in core
- Widespread, high-grade surface copper samples

Scale:


- 13,000 hectare property

Location:

- 6km from the Alaska Highway
- Historic placer gold mining

Permitting:

- Class 1 Permit in place
- Class 3 Permit in progress



PROPERTY DETAILS:

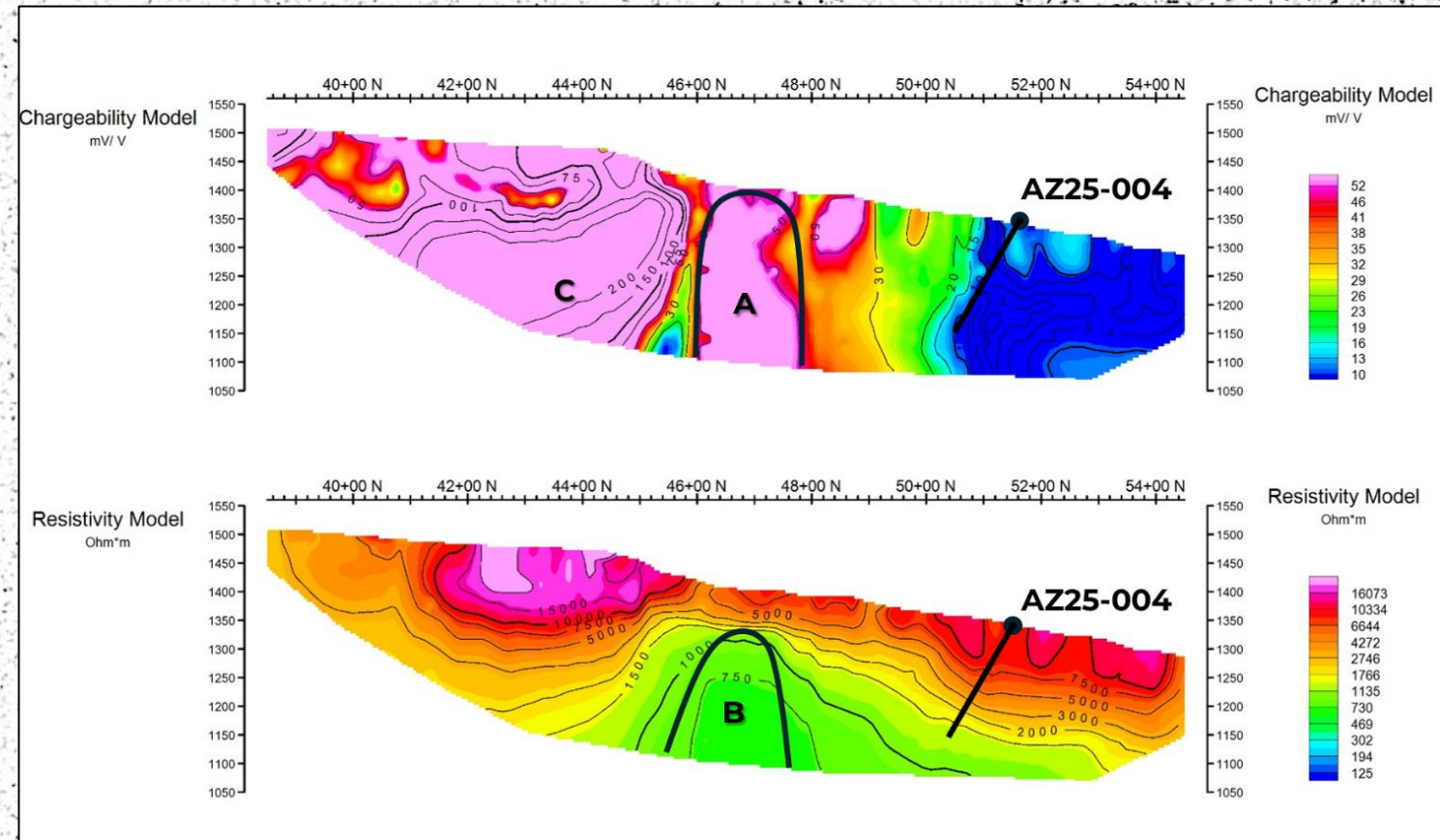
AZ

METALS

Cu – Au

LATEST IP RESULTS

- **Geophysical anomalies:** Chargeability (A) and resistivity (B) consistent with sulphide-bearing porphyry systems define clear 2026 drill targets.
- **Large Cu-Au soil anomaly** in the Southeast area established a new priority target.
- **Strong, widespread Cu in soils** (up to 0.22% Cu) with multiple Au values >0.4 g/t Au, associated with molybdenum, **support a porphyry system.**
- 2026 targets build on copper mineralization drilled in 2025, **enlarging the district-scale exploration opportunity.**



PROPERTY DETAILS:

BIRCH**METALS****Cu – Au****OVERVIEW****Geology**

- 1,400m Cu-Au soil anomaly; skarn intersected over 750m strike
- Indicators consistent with a nearby porphyry source
- 5 holes drilled in 2025, all intersected Cu ± Au

Size:

- 7,000-hectare property

Location:

- Southwest Yukon, 35 km from road access

Permitting:

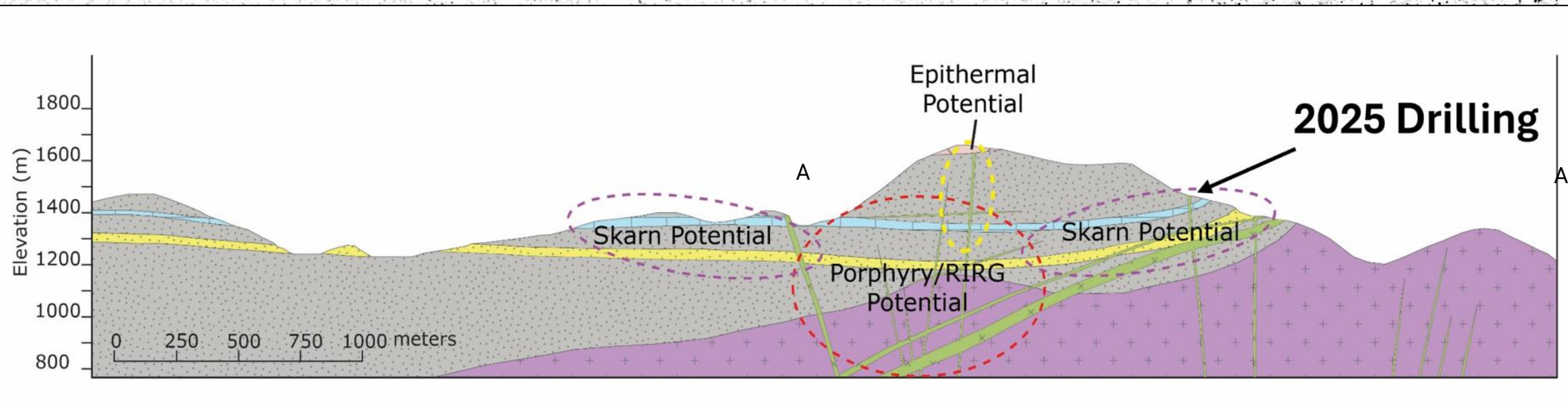

- Class 1 Permit in place
- Class 3 Permit in progress



PROPERTY DETAILS:

BIRCH**METALS** Cu – Au**Porphyry Indicators**

- Molybdenum high in soils
- Tellurium soils
- Radiometric ratios
- Skarn proximity



PROPERTY DETAILS:

Early-Stage Pipeline

METALS Cu, Au, T, Ag, Zn,**OVERVIEW****Properties**

- 3-5 properties per year
- Low-impact exploration
- Building a pipeline of future projects

Commodities

- Precious Metals – Star, Carter, Nut
- Tungsten - Risby
- Lead-Zinc - Expo



Discovery Method

Prospecting

- Boots on the ground, eyes on the rocks

Remote Sensing

- LiDAR 3D mapping, satellite imagery, airborne geophysics

Soil Sampling and Geophysics


- Maximum data collection

Geological 3D Modelling

- Understand the geology thoroughly


Drilling

- Precisely target holes



Key Catalysts & Milestones

2026 EXPLORATION PROGRAM								
	MAY	JUNE	JULY	AUG	SEPT	OCT	NOV	DEC
BIRCH	★	★	★	★	★	★		
AZ	★	★	★		★	★		
Tungsten			★	★	★	★		
Greenfields		★	★	★	★	★		



CORPORATE PRESENTATION

★ Prospecting

- Soil sampling
- Mapping
- Remote sensing

★ Targeting

- Geophysics
- 3D modelling
- Drill targets selection

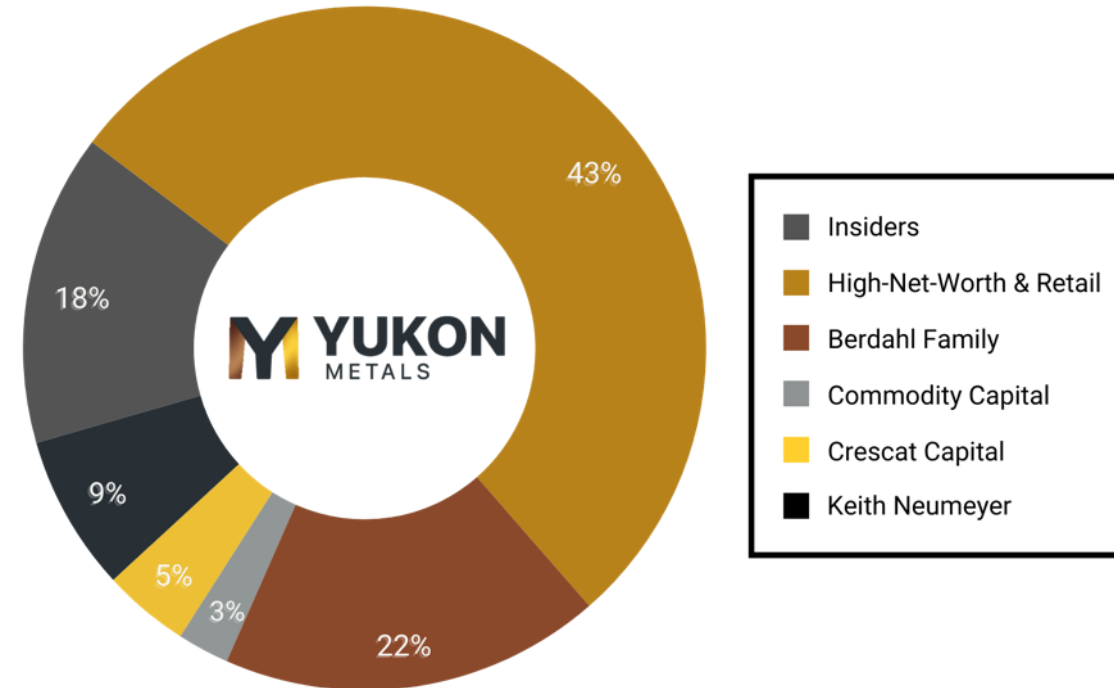
★ Drilling

- Diamond drilling
- Camp builds
- Assay results

Capital Structure

Strong Support from Core Shareholders

Basic Shares Outstanding	114.3M
Options* (<i>\$0.50 avg. strike price</i>)	9.2M
Warrants (<i>\$0.70 avg. strike price</i>)	19.7M
Fully Diluted Shares Outstanding	143.2M
Volume (average shares per day)	150K
Basic Market Capitalization (<i>February 2026 - \$0.60 share price</i>)	\$69M
Cash (February 2026)	\$7.5 M
Debt	\$0



Capital structure and market capitalization as of February 2026.
All figures in Canadian dollars.
A large proportion of stock options have not yet vested.*



Jim Coates
CEO, Director
jimcoates@yukonmetals.com



1290-625 Howe St.
Vancouver BC V6C 2T6

info@yukonmetals.com

yukonmetals.com